

Product guide

# Top performance, solid value



HP LaserJet Enterprise flow MFP M830z



December 2013

# Table of contents

- 3** Expand your productivity, not your budget
- 4** Product walk around
- 5** Product comparison
- 6** Top features at a glance
- 7** Give workgroups the workflow features they need
- 11** Quicken the pace of business
- 15** Mobile printing options boost efficiency
- 16** Easily expand, manage, and secure
- 20** Conserve resources without sacrificing performance
- 21** Technical specifications
- 24** Ordering information

## Expand your productivity, not your budget

Streamline workflows and document management without breaking the budget. Handle demanding tasks in fewer steps, using advanced workflow capabilities on HP's top-of-the-line A3 black-and-white MFP. Get great results with less effort, at a touch—scan to multiple destinations, including send to SharePoint and HP Flow CM.<sup>1</sup> Mobile printing is simple with wireless direct printing and touch-to-print technology.<sup>2,3</sup>

### Who can benefit?

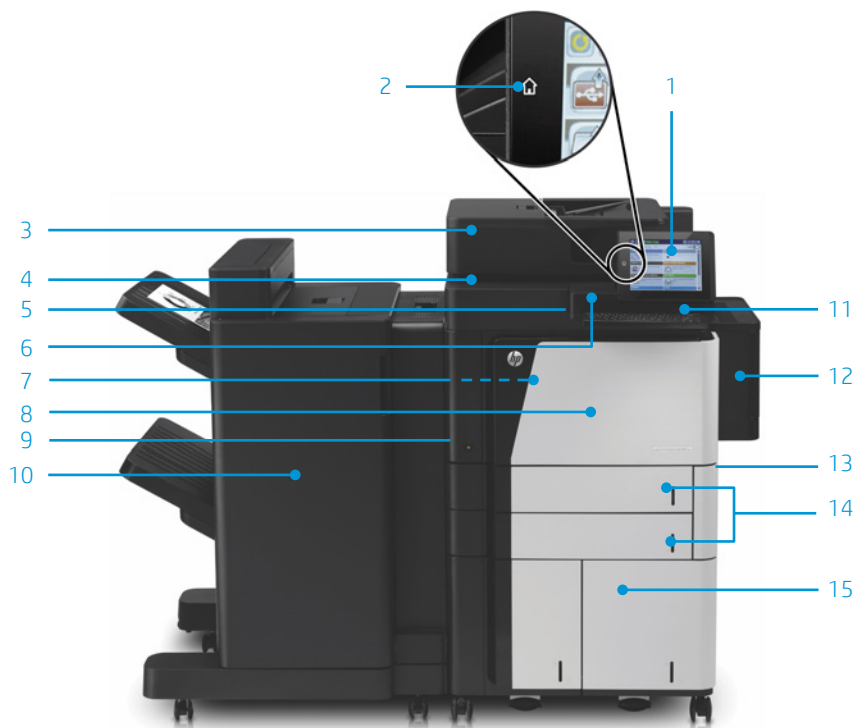
This multifunction printer is ideal for accelerating business workflows and connecting users throughout your office. This high-end MFP will be right at home with businesses that need to produce crisp documents up to size A3 with professional finishing touches and less intervention. Boost productivity with flexible send options, versatile paper-handling, quick two-sided scanning, and mobile printing options.




# Product walk around

HP LaserJet Enterprise flow MFP M830z shown with stapler/stacker

- 1 Intuitive 20.3 cm (8-inch) pivoting colour touchscreen control panel with FutureSmart firmware and scan preview
- 2 Home button (returns to home screen)
- 3 200-sheet automatic document feeder with single-pass two sided scanning, and HP EveryPage with ultrasonic double-feed detection
- 4 Plate glass scanner handles sizes up to A3
- 5 Easy-access USB port to save and print files directly
- 6 Hardware integration pocket for solution integration<sup>4</sup>
- 7 Built-in automatic two-sided printing
- 8 Front door provides convenient access to HP all-in-one toner cartridge
- 9 Left door provides access to fuser and duplexer
- 10 Stapler/stacker output accessory<sup>5</sup>
- 11 Retractable keyboard for easy, accurate data entry
- 12 100-sheet multipurpose tray 1 handles heavy custom media up to 220 g/m<sup>2</sup>
- 13 Right-side doors provide access for clearing jams
- 14 Two 500-sheet input trays support media up to A3
- 15 3,500-sheet high-capacity input tray supports A4 media
- 16 HP High-Performance Secure Hard Disk
- 17 800 MHz processor, 1.5 GB RAM<sup>6</sup>
- 18 Two internal host USB 2.0 type ports for third-party solutions
- 19 Hi-Speed USB 2.0 port (for connecting third-party devices)
- 20 Hi-Speed USB 2.0 printing port
- 21 HP Jetdirect Gigabit Ethernet print server
- 22 Access port for optional Kensington-style lock
- 23 Foreign interface harness (for connecting external devices)
- 24 RJ-11 fax port



Front view



Side I/O panel close-up

## Series at a glance



Model	M830z	M830z NFC/Wireless direct
Part number	CF367A	D7P68A
100-sheet multipurpose tray 1, two 500-sheet A3 input trays, 3,500-sheet A4 HCI	✓	✓
Booklet maker	Choose one of three finishing options <sup>5</sup>	Choose one of three finishing options <sup>5</sup>
Two-bin stapler/stacker	Choose one of three finishing options <sup>5</sup>	Choose one of three finishing options <sup>5</sup>
Two-bin stapler/stacker/hole punch	Choose one of three finishing options <sup>5</sup>	Choose one of three finishing options <sup>5</sup>
Touch-to-print and wireless direct mobile printing	Optional	✓

# Product comparison

The following table compares the new HP LaserJet Enterprise flow MFP M830z with the HP LaserJet M9050 MFP.



HP LaserJet Enterprise flow MFP M830z	HP LaserJet M9050 MFP	Benefits
Up to 56 ppm print speed (A4) <sup>7</sup>	Up to 50 ppm print speed	Faster output
Hardware integration pocket <sup>4</sup>	Not available	Easier integration of solutions such as optional badge/card readers
Easy-access USB port	Not available	Quick and easy printing from and scanning to flash drives
800 MHz processor	533 MHz processor	Faster processing of jobs
1.5 GB RAM and pre-installed 320 GB HP High Performance Secure Hard Disk	384 MB RAM standard (512 MB RAM maximum) and optional 20 GB high-performance EIO hard disk	Better performance and improved print job retention and security
4,600-sheet standard input capacity	1,100-sheet standard input capacity	Higher input capacity minimizes interruptions
Ships with standard-yield cartridge (40,000 pages black)	Ships with standard-yield cartridge (38,000 pages black)	Fewer interventions and reduced costs
Innovative mobile printing features including HP wireless direct and touch-to-print <sup>2,3</sup>	Not available	Mobile printing to empower your workforce
Powered by HP FutureSmart device firmware	Not available	Superior investment protection with streamlined firmware updates
8-inch full SVGA colour touchscreen control panel and retractable keyboard	Touchscreen control panel with external 10-key number pad	Increased ease of use and improved data entry
ENERGY STAR® certified and Blue Angel compliant with HP Auto-On/Auto-Off capability	Not available	Reduced environmental impact and improved cost-efficiency
200-sheet ADF with two-sided, single-pass scanning and HP EveryPage	100-sheet dual-head ADF	Improved workflow and job processing
Image Preview feature at device control panel	Not available	Improved workflow with fewer errors and enhanced digital sending options

# Top features at a glance



A3/tabloid support



Time-saving



Mobile printing



Remote printer management



Auto-On/Off technology

This powerful MFP adds value to your office with flexible send options, versatile paper-handling tools, simplified A3 printing, two-sided, single-pass scanning, professional finishing touches, and easy mobile printing options.<sup>2,3</sup>

## Give workgroups the workflow features they need

- Save on both sides—capture documents faster with two-sided, single-pass scanning.
- Help every workgroup capture data with confidence. HP EveryPage not only detects potential errors or missed pages, it helps prevent them in the first place.
- Create easily searchable scanned files, using built-in optical character recognition (OCR) software.
- Easily scan and send documents to Microsoft® SharePoint® in one step.
- Manage content in a way you never thought possible with HP Flow CM Professional.<sup>1</sup>

## Quicken the pace of business

- Give employees the tools to organize documents faster and more conveniently: Staple, stack, fold, and punch holes with the MFP's built-in finishing options.<sup>5</sup>
- Don't spend precious time waiting for your printer. Print when you want with Instant-on Technology.
- Simplicity all around—make it easy for all to print with one common driver, the HP Universal Print Driver (UPD), for all HP devices.<sup>8</sup>
- Make it easy to be efficient, with an intuitive touchscreen and keyboard for entering file information.

## Mobile printing options boost efficiency

- Enjoy mobile printing at a touch. Give users simple, direct access to the MFP through wireless direct printing and touch-to-print technology.<sup>2,3</sup>
- Let employees print from a smartphone, tablet, and Internet-connected PC from virtually anywhere,<sup>9</sup> and give them the power to print wirelessly from an iPad®, iPhone®, or iPod touch®.<sup>10</sup>

## Easily expand, manage, and secure

- Easily upgrade device firmware on your schedule to get new features and protect your investment. Integrate solutions or devices at will.
- Confidently safeguard the sensitive data sent to your MFP with the HP High-Performance Secure Hard Disk.
- Apply fleet-wide policies to help protect all your HP devices with the HP Imaging and Printing Security Center.<sup>11</sup>
- Help build business efficiency. Centrally monitor and control printers with HP Web Jetadmin.<sup>12</sup>

## Conserve resources without sacrificing performance

- Help save energy with HP Auto-On/Auto-Off Technology.<sup>13</sup>
- Help conserve resources with a high-performing, energy-efficient HP LaserJet MFP that's ENERGY STAR® certified<sup>14</sup> and Blue Angel compliant.

# Give workgroups the workflow features they need



2-sided scanning

Accelerate business workflows with robust scanning features, and easily connect users throughout your office. Share documents without delay, using flexible send-to options. Easily create searchable and editable files with built-in OCR capabilities. Use HP Quick Sets to create one-touch, automated workflows.

## Scan on both sides with certainty

With the 200-sheet, extended life automatic document feeder (ADF)—a feature that boasts a robust recommended monthly scan volume of 27,750 to 44,500 pages—scanning with the HP LaserJet flow MFP M830z is made quick, simple, and professional, even in the most demanding environments. Handle the workload of your busy work team and extend the life of the ADF with the HP ADF Roller Replacement Kit (100,000 page yield).<sup>15</sup>

Empower everyone to achieve great results in less time. With single-pass two-sided scanning, duplex scanning time is cut in half with 85 images per minute (ipm) black-and-white and 63 ipm colour. Automatic blank page suppression technology helps reduce file size and clean up files.

Help every workgroup capture data with confidence. HP EveryPage allows employees to scan without worry and detect potential errors or missed pages on the spot—even when the weight, size, or condition of pages varies. Using ultrasonic technology, HP EveryPage helps detect double-feeds and avoid missed pages in scanned files, so errors are less likely to occur.

### Pristine scans

For each document scanned, the ADF can automatically deskew sheets that are not inserted quite straight and determine the best output format and exposure for the data content. Automatic colour detection, which is user-selectable, classifies an input original as either colour or non-colour to save you time. And with edge erase, you can eliminate paper punch holes, staple marks, and black overscan lines by specifying a distance from each of the four paper edges to be pushed to white.

Advanced automatic-imaging features include auto-orientation which adjusts each page of an individual job to be correct-side up, eliminating the need to ensure that each single-sided page in a job is placed face-up and top-up in the ADF. Auto-page-crop automatically sets the scan to the paper edges to reduce file size, and auto-tone sets contrast, brightness, and background removal for each page.

### Expand scanning possibilities

The 297 by 432 mm flatbed scanner lets you easily copy and scan non-standard and bound material. And colour scanning comes standard on all HP MFPs. Preserve the appeal of full-colour documents and photos. Scan in 24-bit colour—ideal for sharing and archiving high-quality digital versions of your originals. With full-colour scanning, scanned files are easier to read. Your black-and-white copies will look better as well, because any coloured areas will show up as greyscale shading. With monochrome scanners, these shaded areas tend to just disappear.





Scan to an  
editable file

## Transform text in seconds

Let your MFP do the typing. Simplify editing for smaller jobs—and free up more time for high-priority tasks—using built-in optical character recognition. For occasional use, built-in OCR technology allows you to convert scanned images to common file types with editable and searchable text. File types include searchable PDF, PDF/A, High-compression PDF, HTML, RTF (Microsoft Word compatible) OCR CSV, Unicode text, and TXT. OCR capabilities also enhance the indexing and retrieval of documents. (For more advanced OCR capabilities, see the section “Optional HP Digital Sending Software” on page 9.)



Scan to Cloud

## Break through the paper barrier

Easily integrate paper documents into the digital workflow—send scanned documents directly to Microsoft SharePoint folders, email, fax, network folder, or HP Flow CM<sup>1</sup> with no need for middleware. Built-in LDAP addressing simplifies email distribution, while optional HP Digital Sending Software enables advanced document capture and routing.<sup>16</sup>

### One-touch automated workflows

The MFP’s digital sending capability lets users route documents to a variety of destinations like HP Flow CM,<sup>1</sup> email recipients, network folders, or LAN fax addresses. Some users, however, can become quickly overwhelmed with the number of possibilities. They might choose the wrong network folder, forget an email address, or pick the wrong file format for the scan, and the workflow breaks down before it has even begun.



HP Quick Sets let you launch document workflows and get it right every time—at the touch of a button. HP Quick Sets help by automating all of the steps of a complicated workflow, all on a large, full-colour touchscreen that is a joy to use. Users can find what they need right away, without standing at the device control panel searching for the appropriate settings.

In addition to scan destinations, you can preset other scan settings. These can include output file types such as PDF, JPEG, TIFF, MTIFF, XPS, and PDF/A formats. The flow MFP M830z also offers TEXT (OCR), Unicode TEXT (OCR), RTF (OCR), Searchable PDF (OCR), Searchable PDF/A (OCR), HTML (OCR), CSV (OCR). You can also specify security settings, such as encrypted PDFs to be delivered through encrypted and signed emails. Quick Set buttons can be easily created, labeled, and placed on the control panel home screen, so that you can quickly find the functions you need (some examples are shown in the graphic above).

Quick Sets also help IT staff by allowing them to promote or block access to certain device features. Calls to the helpdesk can be reduced when users have everything they need on the home screen and are restricted from accessing settings they shouldn’t tamper with.



## Easy digital sending setup

Set-up wizards help you quickly and easily configure your HP MFP's digital sending features.

- The Send-to-Email Default Setup Wizard helps you link your MFP to your email server, then set up default email and scan settings. The Send-to-Email Quick Set Wizard makes it easy to manage often-used Send-to-Email favourites, as well as set up default scan settings. Scanning to email can be a great time-saver when communicating with customers, vendors, or co-workers.
- The Save-to-Folder Quick Set Wizard helps you create destination folders on your computer using Quick Sets. It walks you through configuring the default scan settings that will be applied when scanning to each folder. Now you can start digitally filing your documents for easy storage and retrieval.

## Optional HP Digital Sending Software

The MFP supports HP Digital Sending Software (DSS)<sup>16</sup> as well as a variety of enterprise document management systems. HP Digital Sending Software is used to enhance digital sending across HP LaserJet MFPs and HP Scanjet devices. It provides a common administrative utility and end-user interface across multiple devices and device types. This optional software runs as a service on a network server and allows multiple devices to send jobs through the server. It is not necessary to install any software or drivers on individual users' computers.

While the HP LaserJet Enterprise flow MFP M830z includes robust digital sending features out of the box, HP DSS enables the following additional sending features:

- Advanced optical character recognition (OCR) capabilities allow you to convert scanned images to common file types with editable and searchable text. File types include searchable PDF, PDF/A, High-compression PDF, HTML, XML, RTF (Microsoft Word compatible), XPS, and TXT. OCR capabilities also enhance the indexing and retrieval of documents. (These OCR capabilities are built-in, for occasional use, to the HP LaserJet Enterprise flow MFP M830z.<sup>17</sup>)
- Remote copy (sending to a printing device)
- Custom keys allow users to effortlessly send documents to workflow destinations
- Configuration utility for managing digital sending and workflow capabilities
- Central email routing
- Central address book management where users gain access to their Microsoft Exchange contacts, as well as their private address books
- LDAP replication allows DSS to offload LDAP directory activity by replicating relevant addressing information into the DSS address book
- Support for FileNet and Novell

For more information about HP DSS, please visit [hp.com/go/dss](http://hp.com/go/dss).

## Empower users with cloud-based sharing

Give users the power of cloud collaboration without sacrificing IT control. Enable convenient and safe cloud-based file sharing—via both office and personal devices—using HP Flow CM Professional.<sup>1</sup>

- Streamline workflows and collaborate more productively with file and folder sharing, version control, and notification tools.
- Connect to your business information from wherever you work, using your smart phone, tablet, or laptop.
- Use advanced search capabilities to find what you're looking for with precision and speed.
- Safeguard important business data with enterprise-level password protection.

## Scan to, and print from the cloud

Once you set up an HP Flow CM account, you can quickly and easily enable the Flow CM control panel app on your MFP. This app lets you scan hardcopy documents and immediately upload them to the cloud, where they become searchable, editable files. You can also pull and print documents from shared folders in the cloud right from your MFP's control panel. (HP also offers apps that support scanning to HP Flow CM for scanners and non-HP MFPs.) To learn more, visit [hp.com/go/flowcm](http://hp.com/go/flowcm).

## Advanced faxing

Send and receive faxes easily with the HP LaserJet MFP Analog Fax 500 from the control panel icon.

Advanced fax features include:

- Efficiently process jobs at up to 33.6 kbps<sup>18</sup> with the V.34 fax modem and help save time and money with standard JBIG compression that shortens call time.
- Configure remotely via HP Web Jetadmin<sup>12</sup> or choose effortless setup with the Embedded Web Server fax configuration wizard.
- Quickly search, locate, and edit entries using speed dial.
- Use manual memory lock to save incoming fax jobs at the MFP until a PIN is entered to release the stored documents. The scheduled memory lock lets you specify the days and times you want faxes to print or be held on the device.
- Take advantage of fax forwarding to receive business-critical faxes wherever you are.
- Easily retrieve data with fax polling (receive only). Request information stored on another machine to automatically receive a fax with the desired information. Fax polling is just what you need to efficiently gather frequently used documents, such as forms or reports.
- Use the fax call report to view convenient thumbnails of faxes and to archive important information, including the time sent, content, and destination.
- Get instant feedback on your fax job on the MFP's control panel.
- Send a fax from your computer without going to the device control panel with the Send Fax Driver.<sup>19</sup>
- Use optional HP Digital Sending Software to easily alternate between LAN and analogue fax with a flexible configuration switch.<sup>16</sup> The switch delivers seamless integration in LAN or analogue environments, without having to reinstall or reconfigure the fax accessory.

## Effortless copying

The MFP may be used as a standalone, walk-up copier, and you do not need to be connected to the network or a computer to make copies. In copy mode, the MFP functions as a standard photocopier—place your originals on the scanner glass or use the automatic document feeder and adjust all copy settings at the control panel.

# Quicken the pace of business

Boost productivity and avoid delays. Employees can add professional finishing touches with minimal effort. Complete big jobs fast on paper sizes up to A3, thanks to versatile paper-handling tools. Simplify your workflow with the intuitive touchscreen control panel. Produce impressive documents with this MFP's exceptional print quality.



Up to 4,600 sheets maximum input capacity



A3/tabloid support



**The two-bin, 3,000-sheet booklet maker, just one of three optional finishing accessories that can save you time.**



Up to 56 ppm (A4)



Instant-on Technology

## Keep moving with expandable, versatile paper handling

Help meet the needs of your high volume imaging and printing environment and handle large jobs efficiently.

- This MFP has a standard input capacity of 4,600 sheets. You won't have to worry about reloading paper frequently with support for up to 3,500 sheets (A4) in the high-capacity input tray. The other three trays can each be configured to print on a different paper, giving you lots of flexibility.
- The multipurpose tray supports heavy custom media up to 220 g/m<sup>2</sup>.
- Expand your media options. Print on a broad range of media types and sizes, including RA3, A3, A4, and more.
- Built-in automatic two-sided printing helps reduce the cost of wasted paper with less effort, and virtually doubles the MFP's input capacity.

## Add finishing touches faster

Give employees output capacity of up to 3,000 sheets along with convenient tools to organize documents fast. Choose one of these three different accessories when ordering your MFP:<sup>5</sup>

- The stapler/stacker sorts, staples, and stacks your projects.
- The stapler/stacker/hole puncher accessory staples and stacks your project and allows you to add a 2/4 hole punch.
- The booklet maker will print, fold, and staple your project for simple and efficient booklet making.

For more information on the output accessories, please see "Ordering information" on page 24.

## Don't wait, just print

Save time and keep your business moving with blazing-fast print speeds up to 56 pages per minute (ppm) for A4<sup>7</sup> and first page out speeds as fast as 9.5 seconds from ready (A4).<sup>20</sup> With a recommended monthly page volume of 15,000 up to 50,000 pages,<sup>21</sup> this MFP is built to stand up to the demands of today's fast-paced business environment and keep intervention rates low.

The HP LaserJet Enterprise flow MFP M830z features Instant-on Technology, enabling print and copy jobs to begin quickly from sleep mode.<sup>22</sup> State of the art fuser technology produces the first page faster when a printer is coming out of low power mode, so your print job is done sooner. In addition to helping you conserve energy and reduce your environmental impact, these extra seconds can deliver significant real-world performance advantages over time, helping users get more done.

## Simplicity all around

Make it easy for all to print with one common driver. The HP Universal Print Driver (UPD) enables both mobile Microsoft PC users and traditional desktop users to self-sufficiently access the full features of nearly every HP device in your managed printing environment.

Eliminate the clutter on your computer by replacing multiple print drivers with one versatile solution. Empower IT by dramatically reducing the number of drivers they have to manage—and by giving them the tools they need to improve efficiency. With the HP UPD, your IT team can easily adjust device settings to help reduce printing costs, improve security, and help meet environmental goals. For example, it's simple to push two-sided printing or quicker sleep times across the fleet. Plus, the valuable tools in the HP UPD Printer Administrator's Resource Kit help you save time and money by streamlining IT tasks, implementing printing policies, and monitoring usage across the enterprise. You can also use the HP UPD in tandem with HP Web Jetadmin to create fleet-wide managed printer lists, reports, and more.

You can download this valuable fleet driver solution and the tools in the Printer Administrator's Resource Kit for free. For more information about how the HP Universal Print Driver can help you protect your imaging and printing investment, simplify management, and boost productivity, visit [hp.com/go/upd](http://hp.com/go/upd).

## Put the right touch on tasks

Process jobs at the MFP with the HP Easy Select colour touchscreen control panel for a trouble-free user experience. The control panel includes an 8-inch (20.3 cm) SVGA touchscreen graphical display that is adjustable for different viewing angles. Reduce training costs and help-desk calls while empowering everyday users with the same user interface found on other HP LaserJet MFPs and networked scanners.



Users can manage their jobs confidently from this large, intuitive interface—in many cases it's one they're already familiar with. The control panel offers:

- **Adjustable tilt angle** of the touchscreen to provide convenient accessibility to all users.
- **Image preview**, which lets you add, delete, reorder, and zoom in on pages for digital send jobs at the control panel.
- **Simple-to-use menus** that allow you to set system defaults, customize settings for a particular job, and configure and launch HP Quick Sets.
- **Illuminated Home button** on the side of the control panel that quickly returns the touchscreen to the Home menu.
- **Helpful feedback** while interacting with the touchscreen graphical display. The MFP has a built-in Help system that explains how to use each screen. To open the Help system, touch the Help button in the upper-right corner of the screen. For some screens, the Help button opens to a global menu where you can search for specific topics. For screens that contain settings for individual jobs, the Help button opens to a topic that explains the options for that screen.
- **Clear instructions and illustrations**, including animations for tasks such as jam recovery.
- **Easy-to-read status messages** in one location.

### Easy access USB

The easy-access USB near the control panel lets you quickly complete your print job from a flash drive. A variety of files are supported, including PDF, PS, and print ready files (.prn, .pcl, .cht).



Easy-access USB

## Make it easy to be efficient


Make scanned documents easier to organize and find by adding information to files and context to your email with the large pull-out keyboard. Typing addresses, file names, and index data with two hands is not only a lot faster for the user, but also improves the accuracy of the data.



## Give your computer a break

The control panel on this MFP features image preview, which lets you minimize steps and reduce errors. You can view and edit your scan job right from the device's 8-inch (20.3 cm), full-colour touchscreen control panel before you send it to a network folder, fax, email, USB device, or HP Flow CM.<sup>1</sup> With image preview, not only can you save files on your network from the device, you can easily get your scans to look just the way you want them. Instantly preview and modify scans before sending them into the workflow, eliminating the need to walk back and forth from a computer.

Scan multiple pages using the ADF and view them as thumbnail images, or zoom and pan for a detailed inspection. Before finalizing a document you can reorder, rotate, delete, add, or zoom in on pages. You can apply changes to a single page, or multiple pages at once.



## Deliver reliable, consistently outstanding results

Get consistently great looking black-and-white output from the HP LaserJet Enterprise flow MFP M830z with a choice of HP FastRes 1200 for speedy day-to-day printing or HP ProRes 1200 for true 1200 by 1200 dpi where fine lines and details are critical to your job. The MFP was designed together with Original HP toner cartridges and HP papers to automatically produce exceptional output quality for your printed documents.

HP LaserJet all-in-one print cartridges are a crucial component of the printing system.<sup>23</sup> Standard capacity cartridges are shipped pre-installed with the MFP, saving time and adding value. The print cartridge and toner are integrated into one supply, which means that you refresh the imaging system every time you insert a new cartridge.

- HP Smart printing technology is activated every time you install an Original HP print cartridge. The HP print cartridge, MFP, and software are designed to work together to enable easy, high-quality laser printing, and allow you to monitor your current supplies, order new supplies online, and print successfully every time.
- Original HP LaserJet black print cartridges have a standard yield of 40,000 pages, which means less intervention is required.<sup>24</sup>
- Clearly labelled parts, easy-to-understand instructions, and cartridge status information from the control panel or HP device management tools make supplies management and troubleshooting easy for all users.
- Rely on Original HP LaserJet toner cartridges for superior performance. During testing, non-HP toner cartridges frequently led to performance problems, while HP toner cartridges worked every time.<sup>25</sup>
- Any savings with non-HP toner cartridges today can cost you tomorrow. Non-HP cartridges can cost 10% more than Original HP LaserJet toner cartridges when you take reprinting into account.<sup>26</sup>
- Don't waste paper on reprints. The superior print quality of Original HP LaserJet toner cartridges can help you reduce waste compared with using remanufactured toner cartridges.<sup>27</sup>

# Mobile printing options boost efficiency

Eliminate the wires and get uncomplicated mobile printing. Give users simple, direct access to the MFP through wireless direct printing and touch-to-print technology.<sup>2,3</sup>

## Easily and securely print from mobile devices

It's a mobile world. Smart phones, tablets, and notebooks offer the flexibility to be productive at work, home, and on the go. Users want simple, reliable printing from any mobile platform or operating system, while IT managers need to control access to their network and devices.

HP makes it easy, with mobile printing capabilities built right into our printers and MFPs. We're proud to lead the way in mobile printing, offering mobile solutions for more users, use cases, and environments than any of our competitors.



Wireless direct



HP touch-to-print

### Enterprise mobile printing

The HP LaserJet Enterprise flow MFP M830z (D7P68A model) comes standard with HP wireless direct and HP touch-to-print.<sup>2,3</sup>

Both wireless direct and touch-to-print use a secure peer-to-peer connection, allowing users to print without accessing your corporate network. Print files are encrypted, and with a configurable passphrase, you don't have to worry about who is connecting to your office printers. Security and user access settings can be easily set up with HP Web Jetadmin or the Embedded Web Server.<sup>12</sup>

To use wireless direct printing, simply connect your mobile device to your MFP in the same way you would discover and connect to any public wireless network. With touch-to-print, you can walk up and print from your NFC-enabled smartphone or tablet with just a touch. NFC, or near field communication, automatically discovers the printer for you, eliminating the guesswork and creating a one-to-one connection using wireless technology.

HP has been working closely with leading manufacturers of mobile devices to integrate printing into popular operating systems. In fact, HP currently offers the broadest support for embedded print functionality—across Apple iOS (AirPrint™), Samsung Android, and Windows® 8, which means in most cases you won't have to download an app. Simply access the print function from the document you want to print, select your MFP, and hit Print. For mobile devices without built-in print support, printing is just as simple, but users will first need to download the HP ePrint app or HP ePrint software.<sup>28</sup>

You can add wireless direct and touch-to-print across your existing HP devices with either the HP Jetdirect 2800w, which installs in the hardware integration pocket, or with the HP NFC/Wireless 1200w Mobile Print Accessory, via USB.<sup>29</sup> For more information, please see “Ordering information” on page 24.

If you're looking to deploy mobile printing across an existing multi-vendor fleet and need advanced security and management options, we offer the optional HP ePrint Enterprise solution. Learn more at [hp.com/go/businessmobileprinting](http://hp.com/go/businessmobileprinting).

### Enable printing anytime, from virtually anywhere

Even when employees are traveling, a printer can always be close at hand—with HP ePrint. Empower them to print virtually anywhere from a smartphone, tablet, or Internet-connected PC.<sup>9</sup> And with Apple® AirPrint™, employees can print from an iPad®, iPhone®, or iPod touch®.<sup>10</sup>

## Share without worries

The printer offers embedded wired networking capabilities that allow you to connect directly to a Gigabit Ethernet 10/100/1000T network. You also have the option of adding secure wireless networking. For more information, please see “Ordering information” on page 24.



# Easily expand, manage, and secure

Help protect your MFP investment and manage printing across the business. As your needs change, so can your MFP with easy upgrades and add-ons. Your entire printing fleet can be managed from a single location while you take comfort in robust security features. Expect high efficiency for the long term.

## Change happens—you're covered

Work with the future in mind. HP FutureSmart firmware lets you upgrade your MFPs on your schedule, whenever solutions advance. This provides investment protection because you can update to new features, such as workflow and security enhancements, without the need to purchase new hardware. HP FutureSmart also helps reduce the time and cost to train new users. A consistent user interface and menu design across all HP FutureSmart devices—including the HP LaserJet Enterprise flow M830z MFP—makes the user experience intuitive and familiar. To learn more about HP's FutureSmart firmware, visit [hp.com/go/futuresmart](https://hp.com/go/futuresmart).

Be ready for the new—now. This MFP is designed to be compatible with emerging solutions, so you can upgrade and increase capabilities as needed. HP's cost-effective solution for hardware upgrades—the hardware integration pocket—allows you to integrate security solutions, such as card and badge readers.<sup>4</sup> And HP's Open Extensibility Platform (OXF) creates a unified environment for software solutions that run on your HP LaserJet MFPs—providing sound investment protection, consistency for end users, and easier management. These HP innovations can help your MFP remain state-of-the-art long into the future.

## Safeguard your device, data, and documents with robust security features

The HP LaserJet Enterprise flow MFP M830z series has a multitude of options when it comes to helping you secure your environment. You can count on support for a number of solutions, along with built-in security features such as a HP High-Performance Secure Hard Disk and PIN printing options.



Built-in security  
features

### Protect your MFP

As capabilities expand and devices become more integrated into your workflows, device security becomes increasingly important. The MFP features a number of options to help secure against undesired access:

- **Authentication and authorization**—Boost security at the device and help make sure the right jobs end up in the right hands. Authentication can help your organization manage user access, prevent unwanted scanning and digital sending, help secure access to management utilities, and avoid unwanted device configurations. Control access to the MFP, device settings, and functions, with options like:
  - **Multiple embedded authentication methods:** Print with a positive ID. With authentication options available from the device, you can configure Windows®/Kerberos authentication, LDAP authentication, and user PIN authentication that integrates with your existing infrastructure.
  - **Role-based device authentication and authorization:** With HP FutureSmart, you have more control than ever before over device security and permission settings. IT administrators can decide who can interact with certain device capabilities—helping to make workflows more secure, control access, and uphold site security policies.

- **HP and third-party authentication solutions:** With optional solutions like HP Access Control or HP Smartcard Solution for U.S. Government, you can enable advanced authentication using proximity cards or smartcards. The hardware integration pocket on the control lets you integrate select card readers.<sup>4</sup>
- **Encrypted document authentication with HP FutureSmart Encrypted PDF and HP UPD Secure Encrypted Print:**<sup>30</sup> With these solutions, the user must enter a password (symmetric key) to encrypt when scanning or printing a document, and the same password to decrypt and print the document. This authentication protects the document across the entire workflow.
- **Physical device protection**—Both the device and the embedded HP High-Performance Secure Hard Disk can be physically secured from theft and tampering using a lock that requires a physical key for removal (this accessory must be purchased separately). In addition, host USB ports, network ports, and other physical ports can be disabled to prevent unauthorized use.
- **Common Criteria Certification (CCC)**—CCC is a security certification recognized in 26 countries worldwide. HP certifies the security functionality of its Enterprise LaserJet MFPs.<sup>31</sup>

### Protect your data

Your MFP harbors sensitive information—make sure it's not at risk. HP offers security features at every stage in the workflow. An HP High-Performance Secure Hard Disk helps safeguard sensitive data sent to your MFP to keep you worry free.

Protect data at rest with the following features:

- **Storage encryption**—Defend your data. The HP High-Performance Secure Hard Disk in the HP LaserJet Enterprise flow MFP M830z provides full hardware encryption.
- **Secure Erase**—The MFP provides built-in capabilities for securely overwriting data stored on it, allowing sensitive data to be safely removed. HP offers multiple mechanisms to erase stored data, including functionality that conforms to U.S. National Institute of Science and Technology (NIST) Special Publication 800-88.
- **Password protection**—Stored passwords are encrypted to help provide protection of this critical information.

Protect data in transit with these features:

- **Secure Encrypted Print with HP UPD 5.3.1 or later**—For added security, choose end-to-end Secure Encrypted Print. HP UPD is the first fleet printer driver<sup>32</sup> to provide true symmetric AES256 print job encryption and decryption from the client to the page based on a user-defined password using FIPS 140 validated cryptographic libraries from Microsoft.
- **Network protection**—Network-transmitted data can be protected with IPsec, which allows you to encrypt data that travels between the device and digital send destinations (provided you have configured each network resource to use IPsec). Print jobs can also be encrypted using Internet Printing Protocol (IPP) over SSL/TLS.
- **Document security**—Scanned PDFs and email can be encrypted using built-in FIPS 140 validated cryptographic libraries from Microsoft.
- **Management safeguards**—Device management data that travels over the network between the device and the HP Embedded Web Server, HP Web Jetadmin, and other management tools can also be protected using SNMPv3 and SSL/TLS.



## Safeguard your physical documents

HP offers several optional solutions to help keep documents from falling into the wrong hands and help prevent fraud, such as:

- **Pull printing**—Documents can be held and released only to the person who printed them. The HP Access Control Pull Printing solution helps protect sensitive data by requiring authentication at the device, and gives users the flexibility of pulling the documents from any device that is enabled with the solution.
- **Embed anti-fraud features**—This is a valuable tool in sensitive documents like prescriptions, birth certificates, or transcripts. Anti-fraud features are embedded before they are routed to the MFP and printed on plain paper by using the optional HP and TROY Secure Document Printing solution.

## HP security best practices

Since 2005, HP has published security best practice checklists for networked environments common to enterprises and small to medium businesses. HP recommends that customers incorporate recommended security configurations into their environments.

For more information, go to [hp.com/large/ipg/gateway/secure-4-steps.html](http://hp.com/large/ipg/gateway/secure-4-steps.html). For more information on HP security solutions, checklists, and assessment tools, please visit [hp.com/go/secureprinting](http://hp.com/go/secureprinting).

## Take the worry out of printing

Add security without adding employees. Use optional HP Imaging and Printing Security Center (HP IPSC), the award-winning, policy-based solution that helps you increase security, strengthen compliance, and reduce risk across your imaging and printing fleet.<sup>11</sup>

- Streamline the process to securely deploy and monitor devices by applying a single security policy across the fleet.
- Easily achieve baseline security with the HP Best Practices Base Policy—no security expertise required.
- Secure new HP devices as soon as they are added to your network with HP Instant-on Security.<sup>34</sup> The software automatically configures settings to comply with your corporate security policy.
- Actively maintain and verify compliance with your defined security policies by using HP IPSC automated monitoring and risk-based reporting.

To learn more about HP Imaging and Printing Security Center or to obtain a free 60-day trial, please visit [hp.com/go/ipsc](http://hp.com/go/ipsc).

## Device-based security management

For environments where few devices are deployed, IT may choose to manage each device individually via the HP Embedded Web Server management interface, which employs HTTPS for encryption and has access controls. In addition, HP provides security wizards to assist in proper security setup.

## Keep a close watch, even from afar

The HP LaserJet Enterprise flow MFP M830z is supported by HP Web Jetadmin.<sup>12</sup> This single solution allows you to efficiently manage a wide variety of networked and PC-connected devices, including printers, multifunction products, and scanners. Remotely install, configure, troubleshoot, secure, and manage your devices—ultimately increasing business productivity by helping you save time, control costs, protect your assets, and provide a better return on your investment. HP Web Jetadmin enables you to:

- Gain a clear picture of how many and what kinds of devices you have.
- Get visibility into your supplies usage, so you can make smarter purchasing decisions, reduce spending, and even track and allocate printing costs to individual departments or users.
- Simplify, and in many cases, automate routine tasks. For example, you can apply fleet-wide policies to automatically configure new devices with the right printing and security settings when they're added to your network.



**Safeguard your fleet of HP devices with the solution Buyers Laboratory LLC calls trailblazing—HP Imaging and Printing Security Center<sup>33</sup>**



**Rely on “the industry’s first policy-based imaging and printing compliance solution”<sup>33</sup>**



**Remote printer management**

- Give your help desk staff the tools they need—such as automatic alerts—to resolve problems quickly, and often proactively, before a call is even received.
- Verify that your devices are up-to-date with the latest firmware and are properly configured (especially important for organizations that need to meet regulatory requirements).
- Use robust tracking and reporting tools to help you make better decisions about how your devices are deployed across your organization, so you can make the most of your IT investments.
- Implement controls to prevent unnecessary colour printing on colour devices in the fleet, while preserving access for those who truly need it, such as your marketing department.
- Take advantage of additional options, like the HP Database Connectivity Module which works together with Web Jetadmin to help you establish and achieve environmental goals.
- Get the ultimate in investment protection with HP Web Jetadmin Premium Support. This expanded service option gives your staff access to HP's dedicated software support engineers, who provide advice, usage recommendations, problem diagnosis, and more.

HP Web Jetadmin can benefit IT-managed print environments of all sizes, from large enterprises managing thousands of devices to small businesses with just a handful. For more information about how you can efficiently manage your entire imaging and printing fleet with HP Web Jetadmin—or to download this free software tool—visit [hp.com/go/wia](http://hp.com/go/wia).

### Simple one-to-one device management

The HP LaserJet Enterprise flow MFP M830z can also be managed using the HP Embedded Web Server (EWS). Use a web browser to monitor status, configure network parameters, or access device features.

## Enjoy peace of mind with legendary HP reliability

Prior to its introduction, a new HP LaserJet device undergoes rigorous HP testing at each step of the design process, to be certain that the device measures up to HP standards. The result is a solid, reliable product that produces consistent, excellent print quality over its entire life.

The MFP includes a standard one-year limited onsite warranty with 24-hour, 7 days-a-week phone support. (Warranty may vary by country as required by law.) Additional warranty and service extension options are available. Go to [hp.com/support](http://hp.com/support) to learn about HP award-winning service and support options in your region.

### HP services—protect your technology investment and stay productive

Enhance your standard warranty with HP Care Pack services. Our range of support services provide you peace of mind at predictable costs—so you can focus on what you care about.

With HP Care Pack services you simply choose the level of support you need—no more, no less. A variety of options are available for the HP LaserJet Enterprise flow MFP M830z.<sup>35</sup> For more details, see “Ordering information” on page 24. You can also select the HP Care Pack to best meet your needs at [hp.com/go/cpc](http://hp.com/go/cpc).



Maximize uptime

# Conserve resources without sacrificing performance

It has never been more important to save energy and resources, and HP technologies can help. HP's Design for the Environment initiative is driving improvements at every stage in the product lifecycle—helping reduce the amount of energy, paper, packaging, and materials used at HP and by our customers.

## Conserve power without sacrificing performance

With its intelligent design, this MFP can help you meet your energy goals, without sacrificing performance:

- **ENERGY STAR® qualified and Blue Angel compliant**—HP equipment marked with the ENERGY STAR logo is qualified to the U.S. Environmental Protection Agency's ENERGY STAR specifications for imaging equipment. Additional ENERGY STAR information is listed at: [hp.com/go/energystar](http://hp.com/go/energystar).<sup>14</sup> Blue Angel is a German eco-label based on criteria in product design, energy consumption, chemical emissions, noise, recyclable design and take-back programs. Many of HP's most popular printing and imaging products qualify for this eco-label.
- **HP Auto-On/Auto-Off Technology**—Stay productive and conserve resources with intelligence that can turn your MFP on when you need it and off when you don't.<sup>13</sup> You can even set custom times for your MFP to turn on and off, so it's ready when you are.
- **Instant-on Technology and Instant-on Copy**—HP LaserJet products with Instant-on Technology use an innovative, quick-heating fuser system that warms rapidly and cools quickly, helping you conserve energy. The MFP's scanner requires no warm-up time.



Auto-On/Off technology



Automatic 2-sided printing



HP Planet Partners

## Save paper and reduce waste

With different HP solutions, you can save paper in a variety of ways:

- Get up to 50% paper savings with built-in automatic two-sided printing.
- HP Web Jetadmin or the HP UPD can help cut the cost of paper consumption by setting automatic two-sided printing as the default for individual devices or entire fleets.<sup>8,12</sup>
- Reduce your printing environmental impact with support for thin media printing. The HP LaserJet Enterprise flow MFP M830z is compatible with office papers as light as 60 g/m<sup>2</sup>.

## Reduce your impact—recycle HP cartridges

HP helps you recycle your Original HP cartridges—it's easy and free with the HP Planet Partners program, available in more than 50 countries and territories around the world.<sup>36</sup>

- HP offers postage-paid recycling envelopes and labels for most Original HP cartridges. Raw material from recycled cartridges can be used to manufacture new Original HP cartridges. To date, customers have returned more than 500 million cartridges to HP Planet Partners for recycling.
- Many Original HP cartridges have been engineered to use recycled plastic and still meet HP's demanding standards for quality and reliability.
- No Original HP cartridges returned through HP Planet Partners are ever sent to a landfill. Unlike HP Planet Partners, remanufacturing rarely prevents cartridges from ending up in landfills.<sup>36</sup> More than 90% of ink and toner cartridges sold by remanufacturers surveyed will ultimately be thrown away.<sup>37</sup> For more information, visit [hp.com/recycle](http://hp.com/recycle).

Use HP SureSupply to consolidate supplies orders, helping to save money while reducing the environmental impact of packing and transporting multiple single orders.<sup>38</sup>

# Technical specifications

	HP LaserJet Enterprise flow MFP M830z	HP LaserJet Enterprise flow MFP M830z NFC/Wireless direct
<b>Product number</b>	CF367A	D7P68A
<b>Print speed<sup>7</sup></b>	Up to 56 ppm, A4 (55 ppm, letter); up to 28 ppm, A3/tabloid	
<b>First page out<sup>20</sup></b>	As fast as 9.5 from ready (A4/letter)	
<b>Print resolution</b>	HP FastRes 1200 (1200 dpi effective quality), 600 dpi with HP Resolution Enhancement technology HP ProRes 1200, HP FastRes 1200, HP REt, 600 dpi, 300 dpi	
<b>Scanning resolution</b>	Up to 600 dpi	
<b>ADF scan speed</b>		
Single-sided (A4/letter)	Up to 70 ppm (black-and-white); up to 68 ppm (colour)	
Two-sided (A4/letter)	As fast as 85 ipm (black-and-white); up to 63 ipm (colour)	
<b>ADF input capacity</b>	200 sheets	
<b>Control panel/data entry</b>	20.3 cm (8.0 in) colour LCD with touchscreen, rotating (adjustable angle) display, illuminated Home button (for quick return to the Home menu), easy-access USB 2.0 port, pull-out external keyboard	
<b>Features</b>		
Scanning	Flatbed colour scanner, up to 297 x 432 mm (11.7 x 17 in), ADF Two-sided, single-pass scanning, HP EveryPage with ultrasonic double-feed detection	
Advanced imaging	Auto-blank page removal, image preview, auto-colour detection, edge erase, deskew, auto-content-crop, auto-orientation, auto-page-crop, auto-tone	
Digital sending	Send to Email; Save-to-Network Folder, Save-to-USB drive, Send to FTP, Send to LAN Fax, Send to Internet Fax, Send to SharePoint, Send to HP Flow CM, OCR	
Copying	Auto scale; Reduce/Enlarge from scanner glass (25 to 400%), Collate; Auto colour detection, Two-sided copying, Image adjustments (darkness, background cleanup, sharpness), Job build, staple, image adjustments (darkness, background cleanup, sharpness)	
Faxing	Fax speed: 33.6 kbps, <sup>18</sup> fax forwarding, receive fax polling, broadcasting to up to 100 locations, Speed dial up to 100 numbers (with optional fax accessory), each with 100 destinations; auto-fax reduction, auto-redialing Fax resolution: standard 200 x 100 dpi, superfine 300 x 300 dpi	
<b>Processor</b>	800 MHz	
<b>Memory<sup>6</sup></b>	1.5 GB RAM	
<b>Hard disk</b>	HP High-Performance Secure Hard Disk, minimum 320 GB; AES 256 hardware encryption or greater; Secure erase capabilities (Secure File Erase-Temporary Job Files, Secure Erase-Job Data, Secure ATA Erase-Disk)	
<b>Durability ratings</b>		
RMPV (recommended monthly page volume) <sup>21</sup>	15,000 pages to as high as 50,000	
RMPV (recommended monthly scan volume)	27,750 to 44,500 pages	
Duty cycle <sup>39</sup>	Up to 300,000 pages (A4 and letter)	
<b>Paper</b>		
Input capacity	Paper capacity: up to 4,600 sheets; Tray 1: up to 100 sheets; Trays 2 and 3: up to 500 sheets; HCI: 3,500 sheets (A4 and letter only)	
Output capacity	Up to 3,000 sheets (with choice of stapler/stacker, stapler/stacker/hole punch, or booklet maker) <sup>5</sup>	
Two-sided printing	Automatic	

	HP LaserJet Enterprise flow MFP M830z	HP LaserJet Enterprise flow MFP M830z NFC/Wireless direct
Media sizes	Tray 1: A3, A4, A5, RA3, B4, B5, 8k, 16k, postcards (JIS double), envelopes (DL, C5, B5); letter, legal, executive, 11 x 17, 12 x 18, 8.5 x 13, envelopes (No. 10); Custom media sizes: 98 x 191 to 312 x 470 mm (3.86 x 7.52 to 12.28 x 18.5 in) Trays 2 and 3: A3, A4, A5, B4, B5, letter, legal, executive, 11 x 17, 8.5 x 13; Custom media sizes: 148 x 210 to 297 x 431.8 mm (5.83 x 8.27 to 11.69 x 17.0 in) HCI: A4, letter ADF: A3, A4, A5, B4, B5 (JIS), B6 (JIS); letter, legal 13" (officio), legal 14", 11 x 17	
Media weights	Tray 1: 60 to 220 g/m <sup>2</sup> (16 to 58 lb bond) Trays 2, 3, and HCI: 60 to 199 g/m <sup>2</sup> (16 to 53 lb bond) ADF: 45 to 199 g/m <sup>2</sup> (12 to 53 lb bond)	
Media types	Paper (bond, colour, letterhead, plain, pre-printed, prepuce, recycled, rough), cardstock, labels, transparencies	
<b>Connectivity</b>	2 Hi-Speed USB 2.0 Host; 1 Hi-Speed USB 2.0 Device; 1 Gigabit Ethernet 10/100/1000T network; 1 Foreign Interface; 1 hardware integration pocket; 2 Internal USB Host	2 Hi-Speed USB 2.0 Host; 1 Hi-Speed USB 2.0 Device; 1 Gigabit Ethernet 10/100/1000T network; 1 Foreign Interface; 2 Internal USB Host; near field communication and wireless direct (accessory installs in hardware integration pocket)
<b>Network capabilities</b>	Ethernet; Fast Ethernet; 802.3/802.3u; RJ-45 (10/100/1000 Base-TX)	Ethernet; Fast Ethernet; 802.3/802.3u; RJ-45 (10/100/1000 Base-TX); near field communication and wireless direct
<b>Languages</b>	HP PCL 6, HP PCL 5e, HP postscript level 3 emulation, native PDF printing (v. 1.4 or higher)	
<b>Fonts</b>	105 internal TrueType fonts scalable in HP PCL, 92 internal scalable fonts in HP postscript Level 3 emulation (Euro symbol built-in); 1 internal Unicode Fonts (Andale Mono WorldType); 2 Internal Windows Vista® 8 Fonts (Calibri, Cambria); additional font solutions available via third-party flash memory cards; HP LaserJet Fonts and IPDS Emulation available at <a href="http://hp.com/go/laserjetfonts">hp.com/go/laserjetfonts</a>	
<b>Compatible operating systems<sup>40</sup></b>	Windows XP SP3 or greater (32-bit and 64-bit), Windows Vista (32-bit and 64-bit), Windows 7 (32-bit and 64-bit), Windows 8 (32-bit and 64-bit), Windows Server 2003 SP2 or greater (32-bit and 64-bit), Windows Server 2008 (32-bit and 64-bit), Windows Server 2008 R2 (64-bit), Windows Server 2012 (64-bit) Mac OS X v10.6, OS X v10.7 Lion, OS X v10.8 Mountain Lion For the latest operating system support see: AirPrint ( <a href="http://support.apple.com/kb/ht4356">http://support.apple.com/kb/ht4356</a> ), Android, Citrix and Windows Terminal Services ( <a href="http://hp.com/go/upd">hp.com/go/upd</a> ), HP ePrint Software Driver ( <a href="http://hp.com/go/eprintssoftware">hp.com/go/eprintssoftware</a> ), Linux ( <a href="http://hpip.net">hpip.net</a> ), Novell ( <a href="http://novell.com/iprint">novell.com/iprint</a> ), SAP device types ( <a href="http://hp.com/go/sap/drivers">hp.com/go/sap/drivers</a> ), SAP Print ( <a href="http://hp.com/go/sap/print">hp.com/go/sap/print</a> ), UNIX ( <a href="http://hp.com/go/unix">hp.com/go/unix</a> ), UNIX JetDirect ( <a href="http://hp.com/go/jetdirectunix_software">hp.com/go/jetdirectunix_software</a> )	
<b>Network protocols</b>	IPv4/IPv6: Apple Bonjour compatible, SNMPv1/v2c/v3, HTTP, HTTPS, FTP, TFTP, Port 9100, LPD, IPP, Secure-IPP, WS Discovery, WS Print, IPsec/Firewall IPv6: DHCPv6, MLDv1, ICMPv6 IPv4: Auto-IP, SLP, Telnet, IGMPv2, BOOTP/DHCP, WINS, IP Direct Mode Management security: SNMPv3, SSL/TLS (HTTPS), IPsec/Firewall Port authentication (802.1x EAP-PEAP, EAP-TLS)	
<b>Security</b>	Identity management: Kerberos authentication, LDAP authentication, 1000 user PIN codes, optional HP and 3rd party advanced authentication solutions (e.g., badge readers) Network: IPsec/firewall with Certificate, Pre-Shared Key, and Kerberos authentication, Supports WJA-10 IPsec configuration Plug-in, 802.1X authentication (EAP-PEAP, EAP-TLS), SNMPv3, HTTPS, Certificates, Access Control List Data: Storage Encryption, Encrypted PDF and Email (uses FIPS 140 validated cryptographic libraries from Microsoft), Secure Erase, SSL/TLS (HTTPS), Encrypted Credentials Device: Security lock slot, USB port disablement, hardware integration pocket for security solutions Security management: Compatible with HP Imaging and Printing Security Center	
<b>System requirements, Windows</b>	Microsoft Windows 8, Windows Vista, Windows 7 SP1+, Windows Server 2003 (SP1+), Windows Server 2008, Windows Server 2008 R2 (64 bit), Windows Server 2012 (64-bit), Windows XP (SP2+); CD-ROM or DVD drive, or Internet connection; Dedicated universal serial bus (USB 1.1 or 2.0), or network connection; 200 MB available hard disk space; for operating system compatible hardware system requirements, visit <a href="http://microsoft.com">microsoft.com</a>	
<b>System requirements, Macintosh</b>	Mac OS X v10.6, OS X 10.7 Lion, OS X 10.8 Mountain Lion; CD-ROM/DVD-ROM or Internet connection; Dedicated universal serial bus (USB 1.1 or 2.0) or Network connection; 1 GB of available hard-disk space; for operating system compatible hardware system requirements, visit <a href="http://apple.com">apple.com</a>	
<b>Dimensions (width x depth x height)</b>	Minimum: 1650 x 715 x 1100 mm (65 x 28.1 x 43.3 in) Maximum: 1975 x 715 x 1100 mm (77.7 x 28.1 x 43.3 in)	



	HP LaserJet Enterprise flow MFP M830z	HP LaserJet Enterprise flow MFP M830z NFC/Wireless direct
<b>Weight (with print cartridge)</b>	With stapler/stacker: 204 kg (449.7 lb) With stapler/stacker/hole punch: 204 kg (449.7 lb) With booklet maker: 223 kg (491.6 lb)	
<b>What's in the box</b>	HP LaserJet Pro M830z Multifunction Printer, HP Black LaserJet Toner Cartridge (40,000 yield), <sup>24</sup> keyboard overlay, fax cable, CD(s) with software and documentation, Getting Started guide, power cord, output paper handling device (MFP must be ordered with one of three paper output accessories)	HP LaserJet Pro M830z Multifunction Printer, HP Black LaserJet Toner Cartridge (40,000 yield), <sup>24</sup> keyboard overlay, fax cable, CD(s) with software and documentation, Getting Started guide, power cord, JetDirect 2800w NFC/Wireless Direct Accessory, output paper handling device (MFP must be ordered with one of three paper output accessories)
<b>Warranty</b>	One-year, onsite limited warranty; 24-hour support; 7 days a week phone support	

## Environmental and power specifications

	HP LaserJet Enterprise flow MFP M830z	HP LaserJet Enterprise flow MFP M830z NFC/Wireless direct
<b>Environmental ranges</b>		
Temperatures	Operating: 10 to 32.5° C (50 to 91° F); Storage: 0 to 40° C (32 to 104° F); Recommended: 10 to 32.5° C (50 to 91° F)	
Relative humidity range	Operating: 10 to 80% RH; Non-operating: 10 to 90% RH; Recommended: 10 to 80% RH	
<b>Acoustic power emissions<sup>41</sup></b>	Ready mode: 5.3 B(A); Active printing: 7.5 B(A); Active copy: 7.6 B(A)	
<b>Acoustic pressure emissions (bystander)</b>	Ready mode: 37 dB(A); Active printing: 58 dB(A); Active copy: 59 dB(A)	
<b>Power specifications<sup>42</sup></b>	ENERGY STAR® qualified and Blue Angel compliant	
Power supply required	U.S., Canada, Mexico, Japan, Taiwan: Input voltage: 110 to 127 VAC, 50/60 Hz, 11.0 A Rest of the world: Input voltage: 220 to 240 VAC, 50/60 Hz, 5.5 A	
Power consumption	1030 watts (printing), 60 watts (ready), 6.0 watts (sleep 1), 2.5 watts (sleep 2), 0.3 watts (off)	
Typical Electricity Consumption (TEC)	5.0 kWh/week	
Energy-saving features	HP Auto-On/Auto-Off technology, <sup>13</sup> Instant-on Technology	
<b>Safety and regulatory compliance</b>	IEC 60950-1:2005 +A1; EN60950-1: 2006 +A1 1:2009 +A1:2010 +A1 2:2011; IEC 60825-1:2007 (Class 1 Laser/Led Product); EN 60825-1:2007 (Class 1 Laser/LED Product); UL/cUL Listed (USA/Canada); GS Certificate (Germany, Europe); IEC 62479:2010; EN 62479:2010; Low Voltage Directive 2006/95/EC with CE Marking (Europe); other safety approvals as required by individual countries	
<b>Electromagnetic emission standard</b>	CISPR 22: 2008/EN 55022: 2010 Class A, EN 61000-3-2: 2006 +A1:2009 +A2:2009, EN 61000-3-3:2008, EN 55024: 1998+A1+A2, FCC Title 47 CFR, Part 15 Class A (USA), ICES-003, Issue 4, (Canada), GB9254-2008, GB17625.1-2003, EMC Directive 2004/108/EC with CE Marking (Europe), other EMC approvals as required by individual countries	
<b>Telecom Compliance Certification</b>	Fax Telecom: ES 203 021; R&TTE Directive 1999/5/EC (Annex II) with CE Marking (Europe); FCC Part 68; Industry Canada CS03; NOM-151-SCTI-1999 (Mexico); PTC-200 (New Zealand); other Telecom approvals as required by individual countries	

# Ordering information

Use accessories and supplies specifically designed for the MFP to help provide efficient performance. To order the accessories and supplies listed here, go to [hp.com](http://hp.com). If you don't have access to the Internet, contact your qualified HP dealer, or call HP (U.S.) at (800) 282-6672.

<b>MFP</b>	HP LaserJet Enterprise flow MFP M830z HP LaserJet Enterprise flow MFP M830z NFC/Wireless Direct (Printer must be ordered with one of three paper output accessories)	CF367A D7P68A
<b>Replacement toner cartridges<sup>24</sup></b>	HP 25X Black LaserJet Toner Cartridge (~40,000 pages)	CF325X
<b>Accessories</b>	HP Stapler Cartridge Refill—for Stapler/Stacker HP 2-pack 2000-staple Cartridge—for booklet maker HP LaserJet Stapler/Stacker HP LaserJet Stapler/Stacker with 2/4 hole punch HP LaserJet Booklet Maker/Finisher HP LaserJet 220v Maintenance/Fuser Kit (200,000 yield) <sup>43</sup> HP Jetdirect 2700w USB Wireless Print Server HP ADF Roller Replacement Kit (100,000 yield) <sup>15</sup> HP JetDirect 2800w NFC/Wireless Direct Accessory	C8091A CC383A CZ994A CZ996A CZ285A C2H57A J8026A C1P70A J8029A
<b>HP Care Pack Services<sup>35</sup></b>	Select the right HP Care Pack Service for your MFP at <a href="http://hp.com/go/cpc">hp.com/go/cpc</a>	
	3 year Next Business Day LaserJet M830 MFP Hardware Support 4 year Next Business Day LaserJet M830 MFP Hardware Support 5 year Next Business Day LaserJet M830 MFP Hardware Support 3 year 4 hour 9x5 LaserJet M830 MFP Hardware Support 1 year Post Warranty Next Business Day LaserJet M830 MFP Hardware Support 2 year Post Warranty Next Business Day LaserJet M830 MFP Hardware Support 1 year Post Warranty 4 hour 9x5 LaserJet M830 MFP Support	U8C80E U8C81E U8C82E U8C83E U8D04PE U8D05PE U8D06PE
<b>Paper</b>	<a href="http://hp.com/go/learnaboutsupplies">hp.com/go/learnaboutsupplies</a>	
<b>Solutions</b>	HP Web Jetadmin: <a href="http://hp.com/go/wja">hp.com/go/wja</a> HP Universal Print Driver: <a href="http://hp.com/go/upd">hp.com/go/upd</a> HP Imaging and Printing Security Center: <a href="http://hp.com/go/ipsc">hp.com/go/ipsc</a> HP LaserJet Fonts, Barcodes, and IPDS Emulation available at <a href="http://hp.com/go/laserjetfonts">hp.com/go/laserjetfonts</a> To learn more about available infrastructure, management, and workflow solutions, visit <a href="http://hp.com/go/qsc">hp.com/go/qsc</a>	

## Contact information

### Hewlett-Packard Company

3000 Hanover Street  
Palo Alto, CA 94304-1185  
Phone: (650) 857-1501  
Fax: (650) 857-5518  
Web address: [hp.com](http://hp.com)

### Contact HP by country:

[welcome.hp.com/country/us/en/wwcontact\\_us](http://welcome.hp.com/country/us/en/wwcontact_us)

HP Shopping (for U.S. only)

hpshopping.com or 1-888-999-4747

## Notes

- <sup>1</sup> Requires an Internet connection. Supports Internet-capable mobile devices running an iOS app or scaled experience from the browser with separately purchased wireless Internet service. Separately purchased data plans or usage fees may apply. Connection speeds may vary. HP Flow CM Professional is available in the United States only and through select HP partners. Supported web browsers include Microsoft Internet Explorer 8 and 9, Google Chrome™, Firefox, and Safari.
- <sup>2</sup> Wireless direct printing is standard in the HP LaserJet Enterprise flow MFP M830z D7P68A, and may be added as an option to the HP LaserJet Enterprise flow MFP M830z CF367A. For wireless direct printing, mobile device may require an app or print software. Wireless performance is dependent on physical environment and distance from the printer.
- <sup>3</sup> Touch-to-print capability is standard in the HP LaserJet Enterprise flow MFP M830z D7P68A, and may be added as an option to the HP LaserJet Enterprise flow MFP M830z CF367A. Mobile device must support near field communications-enabled printing.
- <sup>4</sup> Solutions deployed through the hardware integration pocket may require additional purchase.
- <sup>5</sup> Paper-handling options depend on the output configuration selected at time of purchase. Customer is required to select one paper-handling option upon purchase.
- <sup>6</sup> Memory is not expandable.
- <sup>7</sup> Measured using ISO/IEC 24734, excludes first set of test documents. For more information see [hp.com/go/printerclaims](http://hp.com/go/printerclaims). Exact speed varies depending on the system configuration, software application, driver, and document complexity.
- <sup>8</sup> The HP Universal Print Driver is free and available for download at [hp.com/go/upd](http://hp.com/go/upd).
- <sup>9</sup> Requires an Internet connection to an HP web-enabled printer and HP ePrint account registration (for a list of eligible printers, supported documents and image types, and other HP ePrint details, see [hpconnected.com](http://hpconnected.com)). Mobile devices require Internet connection and email capability. May require wireless access point. Separately purchased data plans or usage fees may apply. Print times and connection speeds may vary. Some HP LaserJet printers may require firmware upgrades.
- <sup>10</sup> Supports OS X® Lion, OS X Mountain Lion, and the following devices running iOS 4.2 or later: iPad® (all models), iPhone® (3GS or later), and iPod touch® (third generation or later). Works with HP's AirPrint-enabled printers and requires the printer be connected to the same network as your OS X or iOS device. Wireless performance is dependent on physical environment and distance from the access point. OS X, iPad, iPhone, and iPod touch are trademarks of Apple® Inc., registered in the United States and other countries. AirPrint™ and the AirPrint logo are trademarks of Apple Inc.
- <sup>11</sup> HP Imaging and Printing Security Center must be purchased separately.
- <sup>12</sup> HP Web Jetadmin is free and available for download at [hp.com/go/webjetadmin](http://hp.com/go/webjetadmin).
- <sup>13</sup> HP Auto-On and Auto-Off Technology subject to printer and settings.
- <sup>14</sup> ENERGY STAR® is a registered mark owned by the U.S. government.
- <sup>15</sup> HP's ADF Roller Replacement Kit life specification is based on simplex, A4/letter, intermittent, four page jobs. The life/yield during normal use may vary depending on usage including environment, media, and other factors.
- <sup>16</sup> HP Digital Sending Software is optional and must be purchased separately.
- <sup>17</sup> Embedded OCR on the HP LaserJet Enterprise flow MFP M830z is intended for occasional use. For high-volume OCR usage, consider optional server-based Digital Sending Software (DSS).
- <sup>18</sup> Based on standard ITU-T test image #1 at standard resolution. More complicated pages or higher resolution will take longer and use more memory.
- <sup>19</sup> For network-connected devices only.
- <sup>20</sup> Exact speed for first page out varies depending on the system configuration, software application, driver, and document complexity.
- <sup>21</sup> HP recommends that the number of printed pages per month be within the stated range for optimum device performance, based on factors including supplies replacement intervals and device life over an extended warranty period.
- <sup>22</sup> Compared with products using traditional fusing.
- <sup>23</sup> Using genuine HP supplies ensures availability of all HP printing features.
- <sup>24</sup> Declared yield value in accordance with ISO/IEC 19752. Actual yields vary considerably based on images printed and other factors. For more information, visit [hp.com/go/learnaboutsupplies](http://hp.com/go/learnaboutsupplies).
- <sup>25</sup> A SpencerLab 2013 study commissioned by HP compared Original HP LaserJet toner cartridges with ten brands of non-HP cartridges sold in North America for the HP LaserJet P2035 and P1102 printers, HP 05A and 85A cartridges. For details, see [www.spencerlab.com/reports/HP-Reliability-NA-2013.pdf](http://www.spencerlab.com/reports/HP-Reliability-NA-2013.pdf).
- <sup>26</sup> HP calculations based on results from a 2013 SpencerLab North American study comparing cartridges for the HP LaserJet P2035 and P1102 printers, HP 05A and 85A. For details, see [www.spencerlab.com/reports/HP-Reliability-NA-2013.pdf](http://www.spencerlab.com/reports/HP-Reliability-NA-2013.pdf). Calculations include paper, cartridge replacement, and labor for reprints. Page use assumes 26% external, 35% internal, and 39% individual use. Labor rate from Mercer 2012 Global Pay Study. Assumes purchase price for HP cartridge is \$176 and 40% lower purchase price for a non-HP toner cartridge. Actual prices, costs, and savings may vary.
- <sup>27</sup> HP calculations based on results from a 2013 SpencerLab North American study ([www.spencerlab.com/reports/HP-Reliability-NA-2013.pdf](http://www.spencerlab.com/reports/HP-Reliability-NA-2013.pdf)). Estimated carbon footprint calculation includes paper and printer energy use for reprints. Page use assumes 26% external, 35% internal, and 39% individual use. Actual results may vary.
- <sup>28</sup> Please note that while your mobile device is directly connected to the printer, access to content that requires Internet support (such as web pages or documents stored in the cloud) may not be supported while in HP wireless direct mode.
- <sup>29</sup> The HP LaserJet Enterprise M4555 MFP series, HP Color LaserJet Enterprise CM4540 MFP series, and HP Color LaserJet Enterprise CP5550 Printer series do not support the HP Jetdirect 2800w, but do support the HP 1200w Mobile Print Accessory. HP 1200w Mobile Print Accessory works with HP Officejet Mobile 100/150 printers and HP LaserJet printers and multifunction products (MFPs) introduced in 2008 or later that are equipped with a USB port.
- <sup>30</sup> Encrypted printing requires use of HP Universal Print Driver 5.3.1 Secure Encrypted Print feature.
- <sup>31</sup> At time of introduction, devices are in CCC evaluation process and certification will be complete at a future date.
- <sup>32</sup> Based on the manufacturers' published product specifications.
- <sup>33</sup> Buyers Laboratory, LLC Outstanding Achievement in Security Solutions award, March, 2013. For details, see [hp.com/large/ipg/gateway/security\\_center](http://hp.com/large/ipg/gateway/security_center).
- <sup>34</sup> HP Instant-on Security is part of HP Imaging and Printing Security Center, which must be purchased separately.
- <sup>35</sup> Service levels and response times for HP Care Pack Services may vary depending on your geographic location. Service starts on date of hardware purchase. Restrictions and limitations apply. For details, visit [hp.com/go/cpc](http://hp.com/go/cpc).
- <sup>36</sup> Program availability varies. Original HP cartridge return and recycling is currently available in more than 50 countries, territories, and regions in Asia, Europe, and North and South America through the HP Planet Partners program. For more information, visit [hp.com/recycle](http://hp.com/recycle).
- <sup>37</sup> InfoTrends, 2011 Western Europe Supplies Recycling study. Study commissioned by HP. Results based on interviews with 12 remanufacturers and brokers. For details, see [hp.com/go/suppliesstudy-emea](http://hp.com/go/suppliesstudy-emea).
- <sup>38</sup> HP SureSupply alerts you when your print cartridge is running low and helps you purchase online or locally through HP or a participating retailer. For more information, visit [hp.com/go/SureSupply](http://hp.com/go/SureSupply); only available with Original HP supplies; internet access required.
- <sup>39</sup> Duty cycle is defined as the maximum number of pages per month of imaged output. This value provides a comparison of product robustness in relation to other HP LaserJet or HP Color LaserJet devices, and enables appropriate deployment of printers and MFPs to satisfy the demands of connected individuals or groups.
- <sup>40</sup> Windows Installer has the same Operating System support as the printer driver except the following: Windows XP® SP3+ (32-bit only), Windows Server 2003 SP2+ (32-bit only), Windows Vista Starter not supported in Driver nor Installer, HP Software Installer CD for Windows - The HP PCL 6 discrete driver and .NET 3.5 SP1 are installed for Windows operating systems along with other optional software. .NET 4.0 is included in Windows 8 / Server 2012, HP Software for Mac is no longer included on the CD, but can be downloaded from [hp.com](http://hp.com). The Mac driver and Mac Utility are installed for Mac operating systems.
- <sup>41</sup> Acoustic values are subject to change. For current information see [hp.com/support](http://hp.com/support).
- <sup>42</sup> Power requirements are based on the country/region where the printer is sold. Do not convert operating voltages. This will damage the printer and void the product warranty.
- <sup>43</sup> HP's LaserJet 220v Maintenance/Fuser Kit life specification is based on simplex, A4/letter, intermittent, four page jobs. The life/yield during normal use may vary depending on usage including environment, media, and other factors.

## Sign up for updates

[hp.com/go/getupdated](http://hp.com/go/getupdated)



Share with colleagues



Rate this document

© Copyright 2013 Hewlett-Packard Development Company, L.P. The information contained herein is subject to change without notice. The only warranties for HP products and services are set forth in the express warranty statements accompanying such products and services. Nothing herein should be construed as constituting an additional warranty. HP shall not be liable for technical or editorial errors or omissions contained herein.

ENERGY STAR® and the ENERGY STAR® mark are registered U.S. marks. Microsoft, SharePoint, Windows, Windows XP, and Windows Vista are U.S. registered trademarks of Microsoft Corporation. Pentium® is trademark of Intel Corporation in the U.S. and other countries.

4AA4-8104EEAP, December 2013, Rev 1

